




MicroDock II

**automated instrument
docking station**



Cost effective calibration and bump test management

The most cost effective way to manage the calibration and bump testing of BW's portable gas detectors is through the MicroDock II automated test and calibration system. Fully portable and easily expandable, the MicroDock II requires no computer and provides simultaneous management of up to six modules. Minimise expenses and maximise productivity with the MicroDock II.



Compatible detectors



- GasAlertQuattro
- GasAlertMax XT II
- GasAlertMicroClip XT
- GasAlertMicro 5 Series
- GasAlertClip Extreme (2 and 3 Year)
- GasAlert Extreme

- Quick and easy compliance - automatically maintain accurate records
- Automatic bump testing, calibration, record keeping and charging
- One base station with one AC outlet supports up to six modules to suit your application

MicroDock II features:

- Fully automatic “hands-free” calibration and functional bump testing
- Automatically verifies performance of audible and visual alarms
- Stores and updates calibration records in the MicroDock II, as well as in datalogging instruments
- Entirely self-contained with no computer required
- Lightweight and fully portable with optional wall mount
- Operates via 6V line power or a set of four C-cell batteries
- Fully customizable

- Add extra self-contained docking modules to system via simple, plug-in connections—no external pressure transducers or gas lines necessary
- Simple, accurate record keeping and fleet management
- Verifies proper performance of detectors
- Reduces maintenance costs
- Multiple MicroDock II systems can be connected via a LAN
- Includes BW Fleet Manager II software for easy data analysis
- Multi-language support in English, French, German, Spanish and Portuguese

MicoDock II Specifications	
Size	8.3 x 10.4 x 3.2 in. / 21.2 x 26.3 x 8.2 cm (base station plus one docking module)
Power supply	6V wall adaptor or four C-cell batteries
Real-time clock	Provides time and date stamp for “last calibration” and “last bump test” data
Data storage	Automatic (instrument and base station) MultiMediaCard data storage system
Communications method	Infrared communication between docking module and detector
External interface	USB 2.0 interface for PC (USB 2.0 full speed)
Pump	DC motor, micro-diaphragm; 6V PCB mount Flow rate 300 ml/min (typically)
Solenoid	Built-in (docking modules)
Calibration gas connections	1/8” SMC connect sub-miniature coupling two gas inlets (standard), five gas inlets (maximum)
Detector configuration	Automatic recognition of instrument and sensors User-settable with Fleet Manager II software
Command keys	Base station - menu navigation Docking module - One touch bump-test initiation - One touch calibration intitation - One touch data transfer (<i>specific products</i>)
LED indicators	Yellow “TEST”, Green “PASS”, Red “FAIL”
Ratings	This device complies with the FCC Part 15 and ICES-003 Canadian EMI requirements. Operation is subject to the following two conditions: (1) This device may not cause harmful interference, and (2) This device must accept any interference received, including interference that may cause undesired operation.
Certifications and approvals	 Ordinary location approved IEC 61010 C22.2 No. 61010  European Conformity
Warranty	Full two year warranty

Options and Accessories



Cal gas wall mount



MicroDock II portable system kit



Demand flow regulator



Network USB

For a complete list of kits and accessories, please contact BW Technologies by Honeywell.

MicroDock II - choose any module combination with a maximum of six docking modules, including six charging modules.



Note: Each gas cylinder connected to the system requires a individual demand flow regulator - sold separately

Locally available from



Arsitec.ch
PROTECTING YOU SINCE 1953

Sicherheit von Kopf bis Fuss



Arsitec AG
Industrie Neuhof 25
3422 Kirchberg BE

fon 034 427 00 58
fax 034 427 00 68

info@arsitec.ch
www.arsitec.ch



DUE TO ONGOING RESEARCH AND PRODUCT IMPROVEMENT, SPECIFICATIONS ARE SUBJECT TO CHANGE WITHOUT NOTICE.